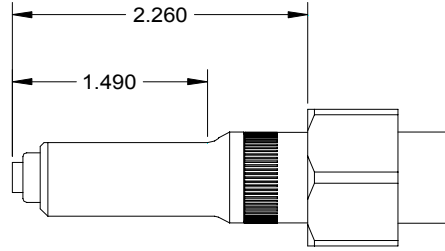
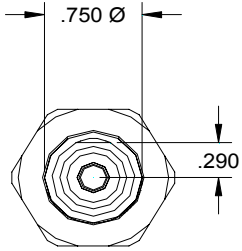


NOSE ASSEMBLY DATA SHEET

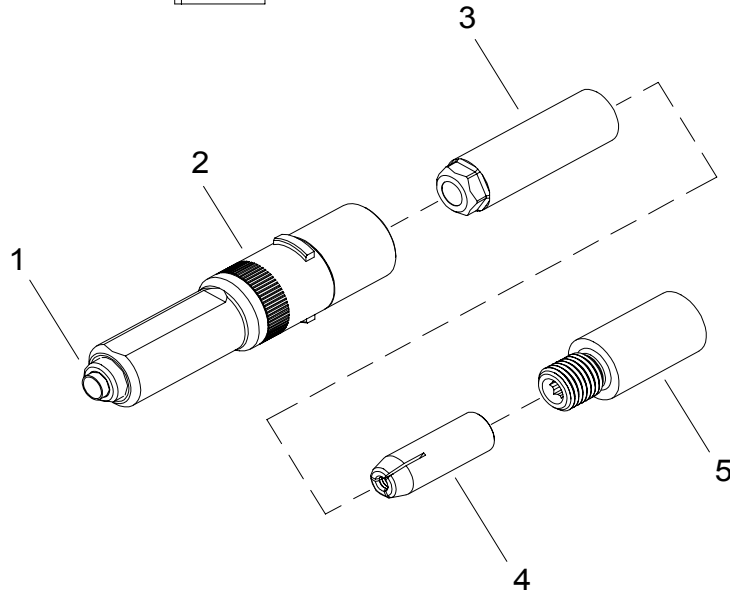


Use Hex-key in rear of piston for nose assembly attachment.

Use Hex-key in rear of collet extension for collet disassembly.

NOTE!

Use with driver:
 ASP-06 for 13/64 dia.
 ASP-08 for 17/64 dia.
 ASP-10 for 21/64 dia.



- * GB752 for 17/64 Ø MAX.
- ** Anvil Assembly includes 35208 retainer.
- *** ASP10 for maintenance and close clearance applications. Use ASP10-730-20 for high production applications.

10/01 Rev. 4/08

GAGE BILT

GAGE BILT Inc.

44766 Centre Court (586) 226-1500
 Clinton Twp., MI 48038 (586) 226-1505 Fax
 e-mail: solutions@gagebilt.com / www.gagebilt.com

Type:		Fasteners:		Recommended Tool:	
Non Self-Releasing 13/64", 17/64" & 21/64" Ø		2 ASP®, ASP PF, ASP FF ASP F & ASP LC		*GB752	
				Alternate Tools: GBP713D & GBP2400B	
Ref. No.	Qty.	Description	ASP06-752B-20	ASP08-752B-20	***ASP10-752B-20
1	1	Cap Assembly	10142	10143	10174
2	1	Anvil & Holder Assy. (Inc. #1)	17768	17769	17770
3	1	Collet	20717	20717	20717
4	1	Super-Grip Jaw Assy	30656-S	30864-S2	30863-S
5	1	Collet Extension	70550	70550-1	70550-1